

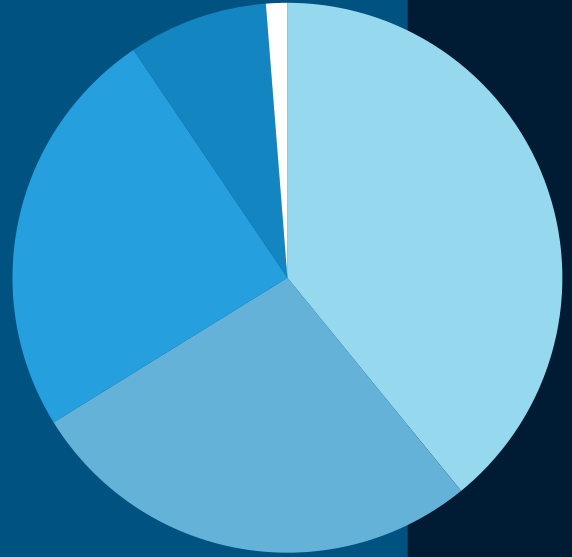
ANNUAL REPORT

2023

Income Breakdown

Total: \$74,311.88

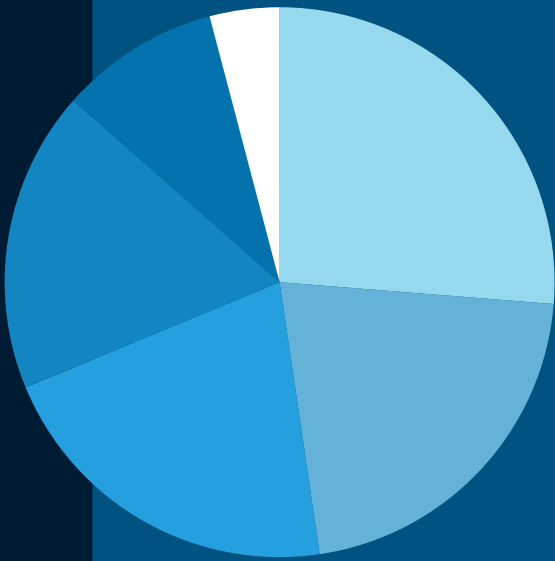
- Individual Contributions \$29,068.61 39.1%
- Everlasting Hope \$20,112.62 27.1%
Annual Fundraiser
- Clothing Drive \$18,100.40 24.4%
- Church Support \$6,100 8.2%
- Other \$930.25 1.3%



Expense Breakdown

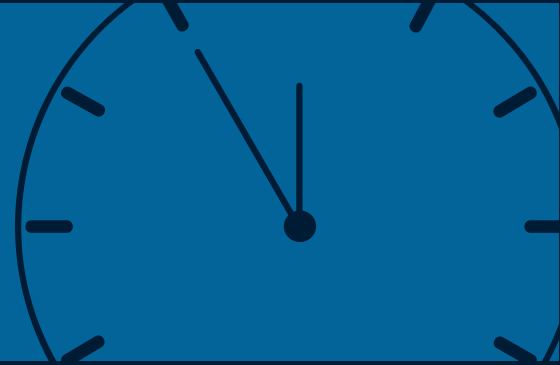
Total: \$45,133.13

- Staffing \$11,855.10 26.3%
- Programs \$9,660.05 21.4%
- Administration \$9,515.74 21.1%
- Training \$8,007.76 17.7%
- Fundraising \$4,243.92 9.4%
- Awareness \$1,850.56 4.1%



Volunteer hours
2018-2023

22,620



Pounds of clothing donated
within 2023

92,016



Support group attendees

20+



Hours of Survivor Services

387

